

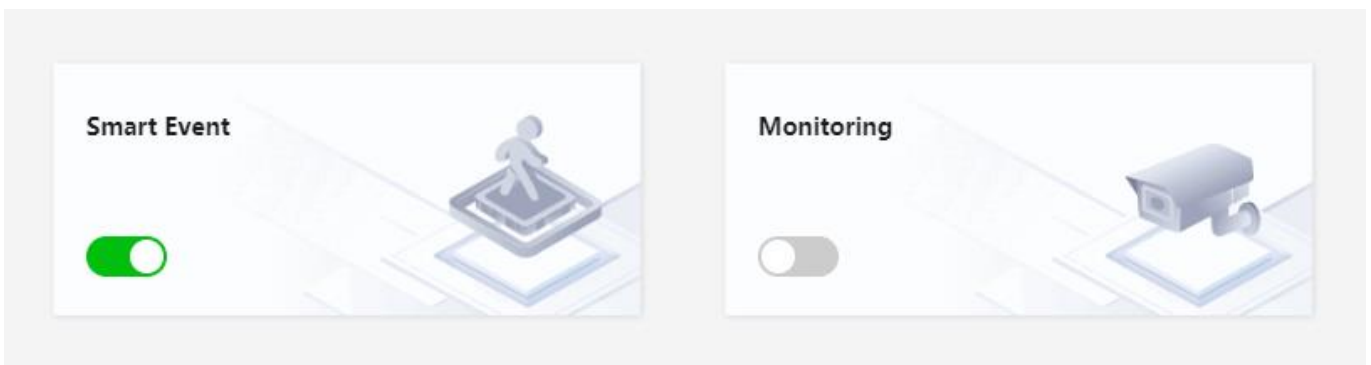
# H9\_5.8.0 Release Note

<b>Firmware</b> <b>Basic Information</b>	Firmware Version:	IPCG_H9_V5.8.0_build240912
		IPCG_H9_V5.8.0_build250423
		IPCG_H9_V5.8.0_build250624

## ● New Features

### V5.8.0\_build240912:

1. Support VCA as follows



2. Support perimeter protection with large-scale model.

### V5.8.0\_build250423:

1. Support AllSP

### V5.8.0\_build250624:

1. 8MP devices support AllSP and adds intelligent noise reduction

## ● Modify Features

### V5.8.0\_build240912: NA

### V5.8.0\_build250423:

1. Fixed the issue of detection box offset.
2. Image optimization: Optimizing the trailing issue in IR mode at night.
3. Update the perimeter algorithm:
  - 1) Improve the detection rate of all targets.
  - 2) Reduce the false alarm rate for animals.

### V5.8.0\_build250624:

1. Camera clarity optimization in IR mode to reduce motion trailing.
2. The perimeter function supports switch general scene mode and distance view mode. The default is in general scene mode, and when distance view mode is enabled, the corresponding supplement light intensity is fully turned on; After disabling, the supplement light brightness control is set to auto.

## ← Advanced Configuration

### False Alarm Filtering

Scene Mode ☐ General Scene ☒ Distant View

#### ⓘ Filtering Intensity

Person(s)  50 

Vehicle  50 

Save

Restore Default

3. Change the default IR and White light brightness limit to 100, the light brightness control mode is auto.

### Supplement Light



Smart Supplement Light



Supplement Light Mode

Smart



Duration



60

Light Brightness Control



Auto



Manual

IR Light Brightness Limit




100


White Light Brightness Limit



100


- Scene mode linkage of supplemental lighting parameter modification: Whenever the general scene or distant view mode is modified, the supplemental lighting mode will switch to IR, the high and low beam brightness will be set to 100, and the light brightness control settings will also be adjusted to the default values corresponding to the respective modes.

**Supplement Light** 


Smart Supplement Light 

☐

Supplement Light Mode


IR Supplement Light 

Light Brightness Control


Auto 

**IR Light**

High Beam Brightness

 100

Low Beam Brightness

 100

- The resolution for the image segmentation classification has been upgraded to 400w
- Algorithm update: Improving the classification performance.
- The alarm picture overlay rule frame is enabled by default: General Settings -> Metadata -> Overlay Rule Frame and Target Frame.
- Support metadata overlay of rule frames and detection frames on the main stream, and remove metadata overlay from the sub-stream.
- Perimeter events support HUMAN/VEHICLE target classification when alarms are uploaded via ONVIF.

## Customer Impact and Recommended Action

This update refers to function/compatibility improvement and will take effect automatically after

the Date of Change. We are very sorry for any inconvenience of use-habit changes caused by this action.

For any questions and request for this firmware, please contact our local technical support team.

**Remarks:**

- Hikvision reserves the right to change, alter or withdraw the above notification without prior notice.
- Product design and specifications are subject to change without prior notice.
- The Hikvision firmware may contain errors known as errata which may cause the product to deviate from published specifications. Current characterized errata are available on request.
- Hikvision is not liable for any typing or printing errors.

Hikvision Digital Technology CO., Ltd.  
No. 555 Qianmo Road, Binjiang District, Hangzhou 310051, China  
Tel: +86-571-8807-5998  
FAX: +86-571-8993-5635  
Email: [overseabusiness@hikvision.com](mailto:overseabusiness@hikvision.com)