

Thermal Network PTZ Camera

Version:V5.5.45 build220402

Release Note

(2022-04-02)

1. General Information

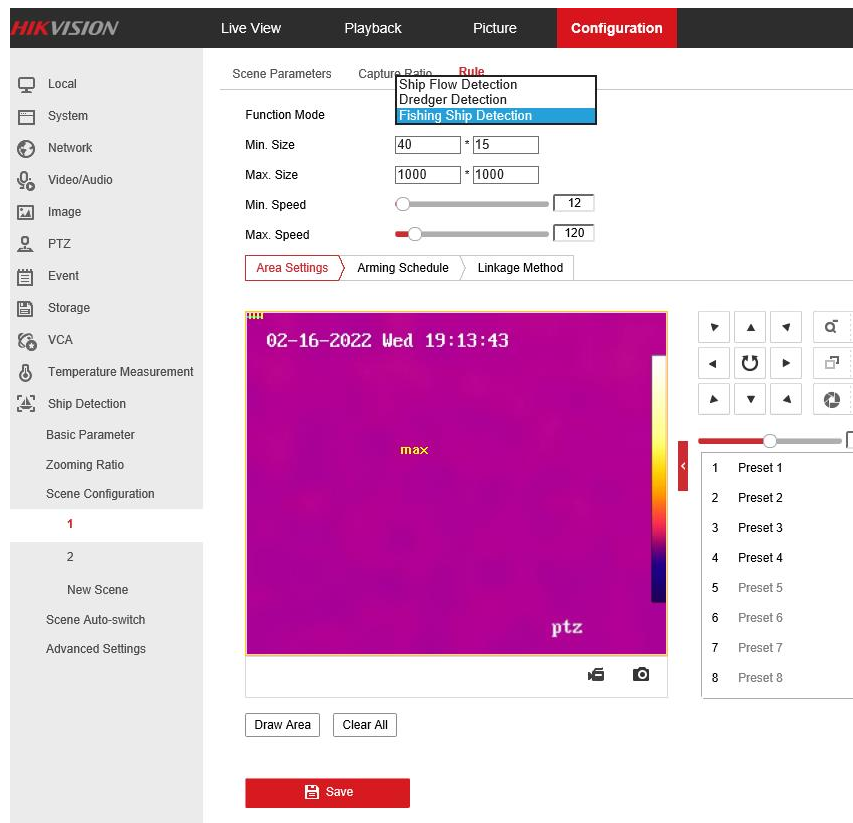
Firmware Version	V5.5.45 build 220402
SDK Version	V6.1.7.35_build20210706
Play Lib	V7.4.0.46
Web Component/Plugin Version	V4.0.1.0 build 220110/3.0.7.42
Temperature Measurement Algorithm Version	V2.1.0build20210607
VCA Algorithm Version	V1.9.1build20220119
Ship Detection Algorithm Version	V2.0.1build20210729
Smoke Detection Algorithm Version	V2.2.0build20201110
Fire Detection Algorithm Version	V4.0.3build20210818

2. V5.5.45 Key Update

A. New Features

1) Ship detection

All the cameras in the support product list except Mini Positioning System have this function.



Using deep learning algorithm to detect vessels, which can realize ship flow detection, dredger detection and fishing ship detection.

2) Ship Tracking & Center Capture

When the target triggers alarm, it can accomplish continuous tracking and capture a image by centering the ship in the optical channel. **Ship tracking and center capture are mutually exclusive.** When enabled at the same time, ship tracking has a higher priority.

- On the Scene Parameters page, Support to enable tracking and set tracking parameters.

HIKVISION Live View Playback Picture **Configuration**

Scene Parameters Capture Ratio Rule

Scene Name: 1

☐ Display Scene Name

Channel No.: Camera 02

Scene Ratio: 1

☒ Track Center capture is not supported after enabling tracking.

Tracking Duration: 0

Post-tracking: 3

☐ Limited Tracking

Auto-tracking Limits: Set Up Limit Call Set Left Limit Call Set Down Limit Call Set Right Limit Call

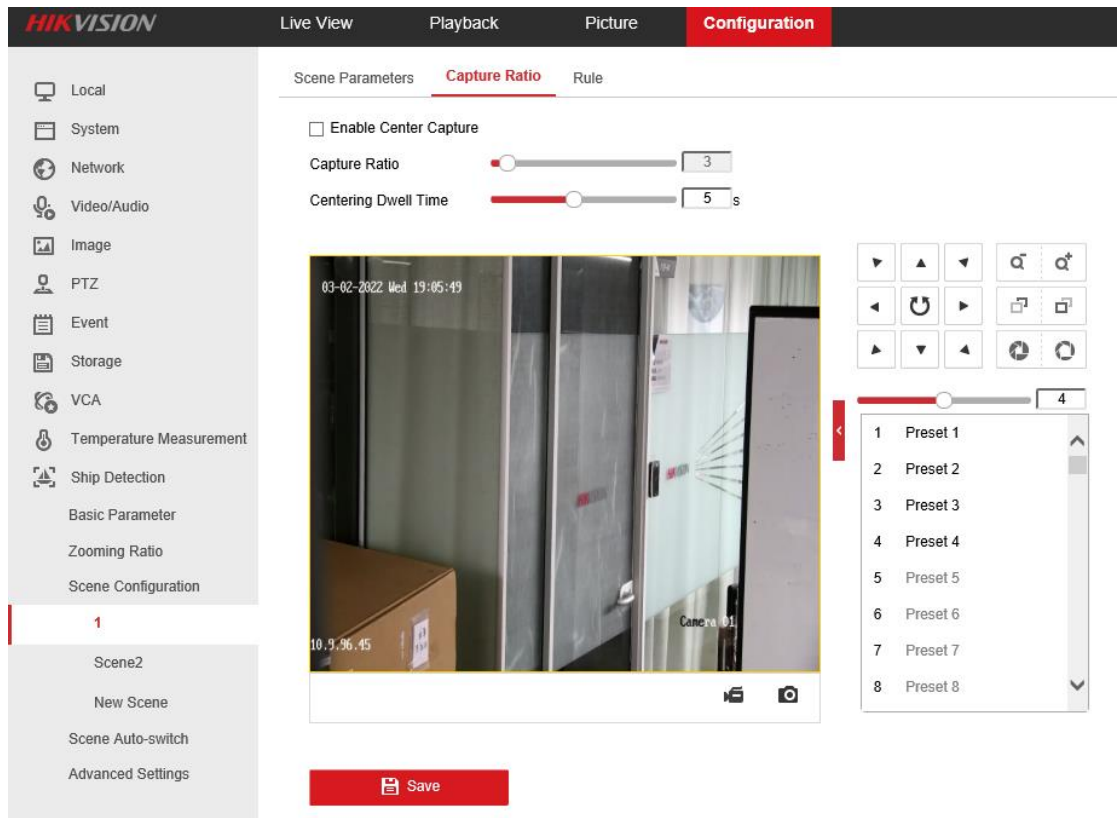
02-16-2022 Wed 19:14:30

ptz

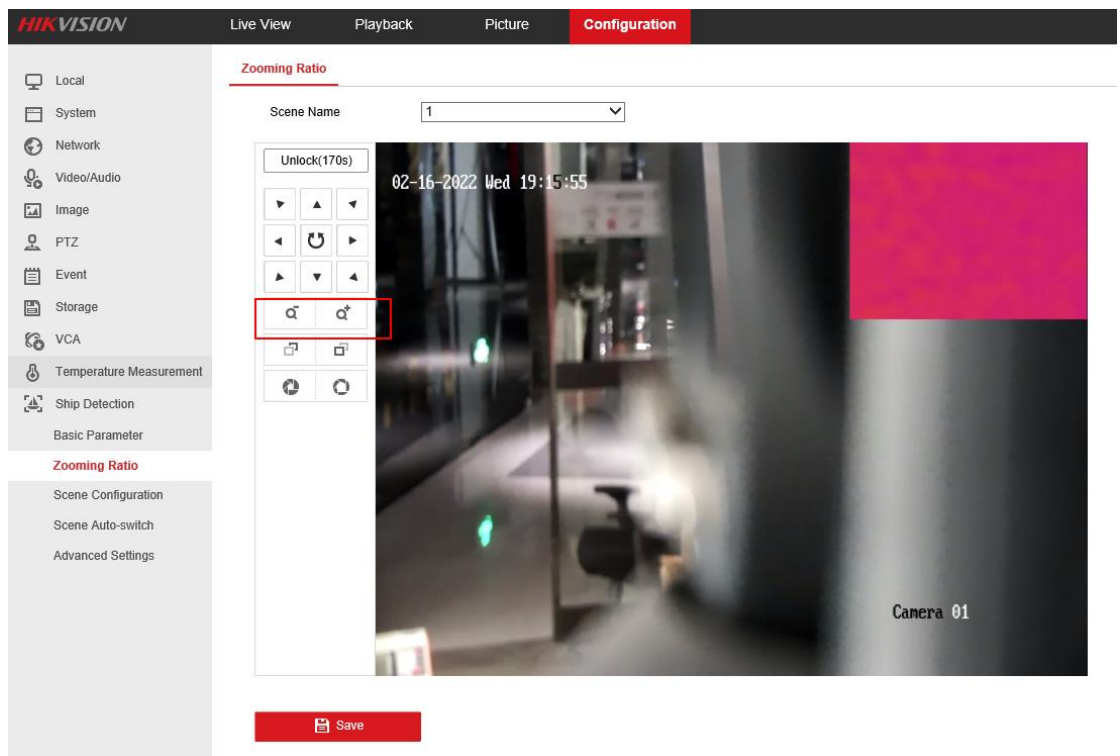
Save

1 Preset 1
2 Preset 2
3 Preset 3
4 Preset 4
5 Preset 5
6 Preset 6
7 Preset 7
8 Preset 8

- The ship-centered captures with the set capture ratio will be uploaded when a ship detection alarm is triggered.



- On the tracking rate configuration page, Support to configure the tracking rate of optical channel in various scenarios.



- 3) Support displaying online users
Support to display the online users, including user name, user type, ip address and

operating time.

The screenshot shows the Hikvision web interface. The top navigation bar includes 'Live View', 'Playback', 'Picture', and 'Configuration'. The left sidebar lists various system settings categories. The 'Configuration' menu is expanded, showing 'User Management' and 'Online Users'. The 'Online Users' tab is active, displaying a table with the following data:

No.	User Name	Level	IP Address	User Operation Time
1	admin	Administrator	10.20.96.113	2022-02-16 19:15:46

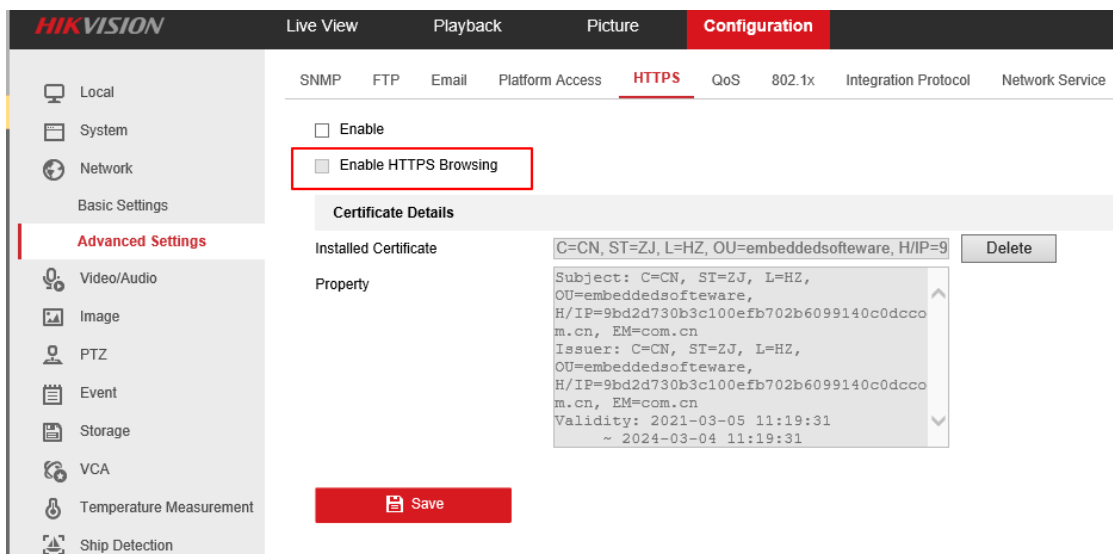
- 4) Support TLS V1.2.
TLS1.2 by default, which improves the security.

The screenshot shows the Hikvision web interface. The top navigation bar includes 'Live View', 'Playback', 'Picture', and 'Configuration'. The left sidebar lists various system settings categories. The 'Configuration' menu is expanded, showing 'SNMP', 'FTP', 'Email', 'Platform Access', 'HTTPS', 'QoS', '802.1x', 'Integration Protocol', 'Network Service', and 'Alarm Server'. The 'Network Service' tab is active, displaying the following settings:

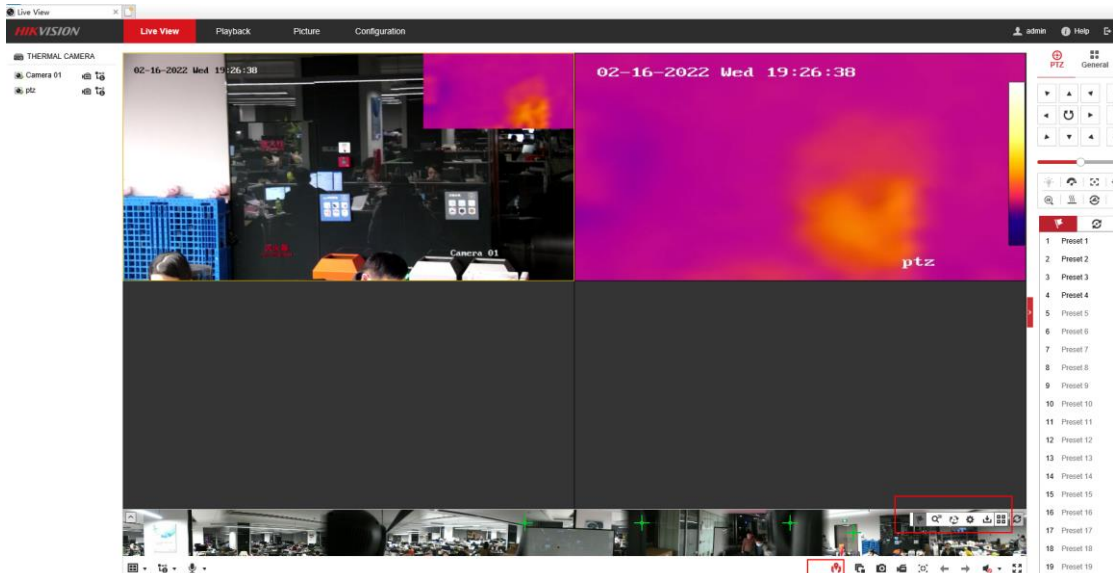
- ☒ Enable WebSocket
- ☒ Enable WebSockets
- ☐ Enable TLS1.1
- ☒ Enable TLS1.2

A red 'Save' button is visible at the bottom of the settings section.

- 5) Support to redirect to https automatically, which improves the security.

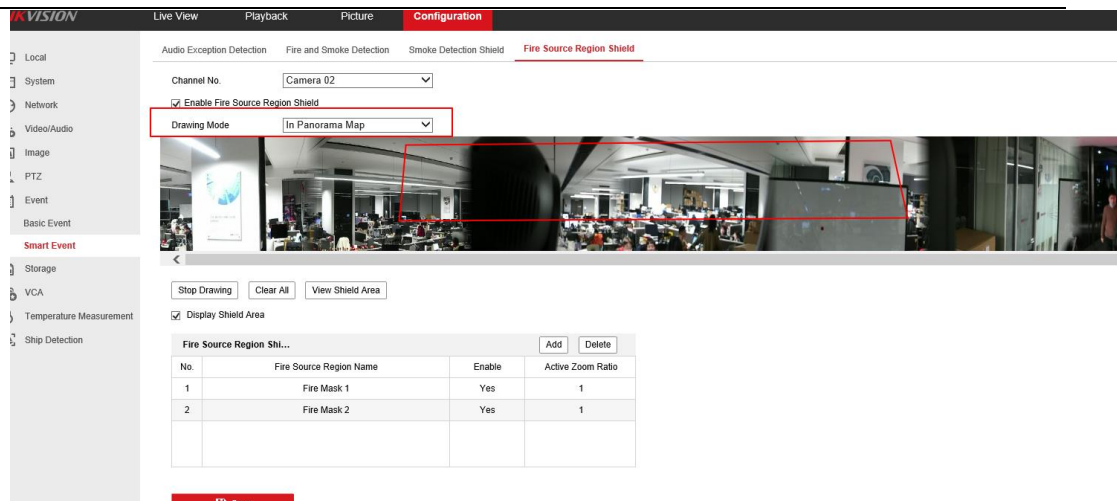


6) Support Panoramic map in optical channel (those models below are excluded).



DS-2TD8167-150ZE2F/W	DS-2TD8167-190ZE2F/W	DS-2TD8167-190ZE2F/WY
DS-2TD8167-230ZG2F/WY	DS-2TD8167-230ZG2F/W	DS-2TD8167-230ZM2F/W

7) Support to draw “ fire source region shield ” in Panorama map.



Notes:

- Mirror is forbidden when drawing the shield area in Panorama map.
- When drawing the shield area in Panorama map, the width of shield area should be less than 1/5 of the whole map.
- Because of some deviation between the dual-channel axis and panorama stitching algorithm, the actual area displayed in the thermal channel prevails.

B. Optimizations:

1) Font adjustment

In white hot, black hot, and the ice fire mode, the color of normal, pre-alarm, alarm are green, yellow, red.

While in the rest of the palette mode, the color of normal, pre-alarm, alarm are white, yellow, red, and the font size by default are 20.



- 2) When reflect light filter & forklift filter work, OSD will display filter on. Users can use the two functions by enabling them in the below page.

Reflect Light Filter

☐ Enable Reflect Light Filter

Sensitivity  50

Restart VCA

Restart

Forklift Filter

☒ Enable Forklift Filter

☐ Display Filtering Status

Restart VCA

Restart

 Save

- 3) Increase the limit of tolerance temperature to 32.

Alarm Rule ✕

Alarm Rule	Above (Max. Temperature) ▼
Alarm Temperature	100 °C
Filtering Time	0 s
Pre-Alarm Temperature	90 °C
Filtering Time	0 s
Tolerance Temperature	35 °C ✕ Range 1-32
Pre-Alarm Output	<input type="checkbox"/> A->1 <input type="checkbox"/> A->2
Alarm Output	<input type="checkbox"/> A->1 <input type="checkbox"/> A->2

OK

Cancel

- 4) Improve the stability of focus (for 190Z, 230Z model).
- 5) Improve the stability of zoom, focus when the working temperature is less than -32°C.
- 6) Smoke detection improvement
Improve the smoke detection algorithm, which can support detect black smoke.

3. Supported Product List

A. 4XXX series

DS-2TD4137-25/W	DS-2TD4137-50/W	DS-2TD4167-25/W
DS-2TD4167-50/W	DS-2TD4137-25/WY	DS-2TD4137-25/WY
DS-2TD4167-50/WY	DS-2TD4167-25/WY	DS-2TD4137T-9/W
DS-2TD4137T-25/W	DS-2TD4167T-9/W	DS-2TD4167T-25/W
DS-2TD4228-10/W	DS-2TD4228T-10/W	

B. Mini Positioning System series

DS-2TD5537T-7/W	DS-2TD5537T-15/W	DS-2TD5537T-25/W
DS-2TD5567T-7/W	DS-2TD5567T-15/W	DS-2TD5567T-25/W

C. 62XX series

DS-2TD6237-50H4L/W	DS-2TD6237-75C4L/W	DS-2TD6267-50H4L/W
DS-2TD6267-75C4L/W	DS-2TD6267-75C4L/WY	DS-2TD6267-100C4L/W
DS-2TD6267-100C4L/WY	DS-2TD6237T-25H4L/W	DS-2TD6237T-50H4L/W
DS-2TD6267T-25H4L/W	DS-2TD6267T-50H4L/W	

D. 81XX series:

DS-2TD8167-150ZE2F/W	DS-2TD8167-150ZC4F/W	DS-2TD8167-190ZE2F/W
DS-2TD8167-190ZE2FL/W	DS-2TD8167-190ZE2F/WY	DS-2TD8167-230ZG2F/W
DS-2TD8167-230ZG2FL/W	DS-2TD8167-230ZG2F/WY	

Thermal cameral Version		V5.5.45 build 220122	
Test equipment	iVMS-4200	I series NVR	IE explorer
Version	V3.6.6.2 build20211119	DS-7632N-I2/16P V4.22.005 build 191208	IE10+
Live view(display VCA info)	√	√(Web,4200)	√
Live view(display Fire point info)	√	√(Web,4200)	√
Live view(display Temperature info)	√	√(Web,4200)	√
Remote setup VCA rules (Line Crossing,Intrusion,Region Entrance,Region Exiting)	√	√(Web)	√
Setup Dynamic Fire Detection	√	√(4200, only support linkage)	√
Setup Temperature Measurement	√	√(4200, only support linkage)	√
Receive VCA Alarm info	√	√(4200)	×
Receive Dynamic Fire Detection info	√	√(4200)	×
Receive Temperature info	√	√(4200)	×
Playback(display VCA info)	√	√(Web,4200)	√
Playback(display Fire point info)	√	√(Web,4200)	√
Playback(display Temperature info)	√	√(Web,4200)	√

Test equipment	Milestone	Avigilon	Exacqvision	Digifort
Version	Milestone Xprotect Management Client 2020R3 20.3a	Avigilon 7.2.2.0	(20.06.2.0) Jun 11 2020	7.3.0.1
Live view(display VCA info)	√	×	×	×
Live view(display Fire point info)	×	×	×	×
Live view(display Temperature info)	×	×	×	×
Receive VCA Alarm info	√	√	√	√
Receive Dynamic Fire Detection info	√	√	√	√
Receive Temperature info	√	√	√	√