

DS-3E1524-SI-16F8T 24 Port Aggregation Switch



Smart managed switches are developed by Hikvision, featuring easy management and maintenance. You can easily deploy, monitor, and expand your video security system anytime and anywhere with our software platforms. You can view the network topology, monitor the health of the network, and receive device alarms in real time, which greatly reduces the cost of network operation and maintenance.

- 8 x gigabit RJ45 ports, 16 x gigabit fiber optical port
- Support DHCP snooping
- Support 802.1Q VLAN
- Support ACL List
- Support STP/ERPS loop prevention, storm control
- Support ARP Anti-Spoofing
- Support SNMP, QoS
- 6 kV Surge Protection

• Specification

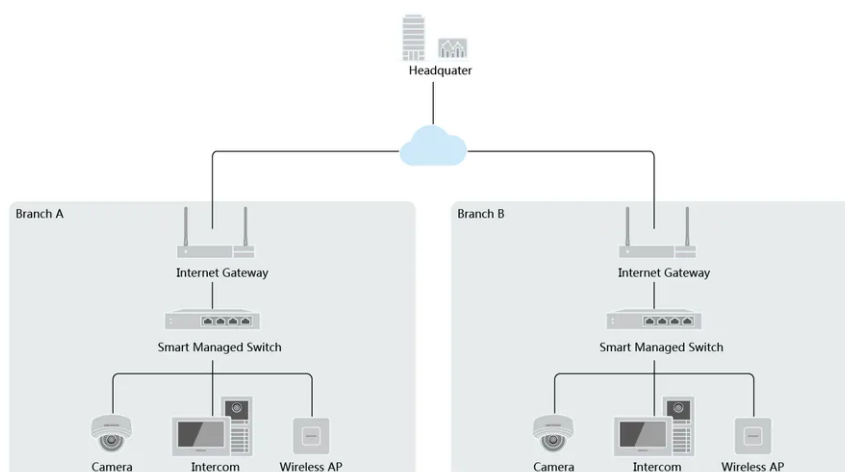
General	
Shell	Metal material
Net Weight	2.3 kg (5.07 lb)
Gross Weight	2.82 kg (6.22 lb)
Dimensions (W × H × D)	440 mm × 44 mm × 220.8 mm (17.32" × 1.73" × 8.69")
Operating Temperature	0°C to 45°C (0 °F to 113 °F)
Storage Temperature	-40 °C to 85 °C (-40 °F to 185 °F)
Operating Humidity	5% to 95% (no condensation)
Relative Humidity	5% to 95% (no condensation)
Power Supply	100 V~240 V,50/60 Hz,2 A Max
Installation Mode	Rack (equipped with mounting ears)
Max. Power Consumption	20 W
Power Consumption in Idle	5 W
Surge Protection	6 kV
Network Parameters	
Ports	8 × Gigabit RJ45 port,16 × Gigabit fiber optical port
MAC Address Table	8 K
Switching Capacity	56 Gbps
Packet Forwarding Rate	41.66 Mpps
Internal Cache	4.1 Mbits
Software Function	
Port Isolation	Ports 1 to 24: port isolation mode to improve network security Ports in an isolation group cannot communicate with each other, but they can communicate with ports outside the isolation group.
Link Aggregation	Link aggregation is used to aggregate multiple physical ports to form a logical port for load balancing, bandwidth expansion, and port protection. Support static link aggregation. Support 8 aggregation groups.
QoS	QoS is used to allocate bandwidth to different services so as to provide end-to-end service quality assurance. Support port-based priority configuration. Support SP, WRR priority schedule mode.
Loop Prevention	Loop prevention is used to prevent the switching network from forming loops, which will seriously affect network communication. Disabled by default. Support 802.1D STP. Support 802.1w RSTP. Support G.8032 ERPS.
VLAN	VLAN is used for network scale planning and network health improvement. Support 802.1Q. Configurable VLAN ID from 1-4094. Support Trunk, Access port mode. Support Max. 4094 VLAN.

HPP	<p>Support one-click activation and remote management via Hik-Partner Pro. Functions supported:</p> <ol style="list-style-type: none"> 1. Display the port rate. 2. Display the port bandwidth utilization rate. 3. Display topology information. 4. Display the alarm status. 5. Restart ports and devices. 6. Remotely upgrade the device.
System Maintenance	<p>Support device management via web.</p> <p>Support DHCP Client. Enabled by default for dynamic assignment of management IP addresses.</p> <p>Support Super IP, which is a fixed IP address (10.180.190.200) for direct access.</p> <p>Support management via Hik-Central Pro.</p> <p>Support remote management via Hik-Partner Pro.</p> <p>Support cable detection. Abnormal open circuits and short circuits as well as network cable length can be detected.</p> <p>Supports 802.1ab LLDP for peer device discovery.</p> <p>Support SNMP v1/v2c for third-party management platform access.</p> <p>Support port mirroring for fault locating.</p>
Port Rate-Limiting	Port rate-limiting is used for port bandwidth adjustment to prevent network congestion.
Storm Control	<p>Storm control is used to prevent switch ports from being blocked by broadcast or multicast storms in the LAN, which may affect network communication.</p> <p>Support port rate limiting based on broadcast, multicast, and unknown unicast packets.</p>
DHCP Snooping	DHCP Snooping can prevent unauthorized connections to DHCP servers from disrupting the network and affecting normal network communication, and only allow DHCP packets from trusted ports to pass through. Disabled by default.
ACL	<p>Port security strategy.</p> <p>Support up to 64 ACL entries.</p> <p>Support up to 128 configuration rules under all ACL entries.</p>
IPSG	<p>IPSG can control the security of port access device.</p> <p>Support port, MAC, IP binding.</p> <p>Support 256 security table entries.</p>
Approval	
EMC	CE-EMC (EN 55032: 2015+A11: 2020, EN IEC 61000-3-2: 2019, EN 61000-3-3: 2013+A1: 2019, EN 50130-4: 2011+A1: 2014, EN 55035: 2017+A11: 2020), IC (ICES-003: Issue 7:2020), RCM (AS/NZS CISPR 32: 2015)
Safety	CE-LVD (EN 62368-1: 2014+A11: 2017), CB (AMD1:2009, AMD2:2013, IEC 62368-1: 2014 (Second Edition)
Chemistry	CE-RoHS (2011/65/EU); WEEE (2012/19/EU); Reach (Regulation (EC) No.1907/2006)

▪ Available Model

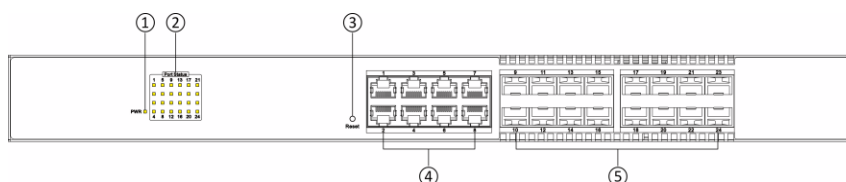
DS-3E1524-SI-16F8T

▪ Typical Application



▪ Physical Interface

Front Panel




Rear Panel



No.	Indicator/Port	Description
①	PWR Indicator	<ul style="list-style-type: none"> ● Solid on: The switch is powered on normally. ● Unlit: No power supply is connected or power supply is abnormal.
②	Port Status Indicator	<ul style="list-style-type: none"> ● Solid on: The port is connected. ● Flashing: The port is transmitting data. ● Unlit: The port is disconnected or connection is abnormal.
③	Reset Button	Press and hold the reset button for more than 5 seconds to restore all the configurations of the switch to default settings.
④	Gigabit RJ45 Port	Used for connection to another device via a network cable.
⑤	Gigabit SFP Fiber Optical Port	Used for connection to another device via an optical fiber when plugged into with an SFP optical module.
⑥	Grounding Terminal	Used for connecting to the grounding cable to protect the switch from lightning.
⑦	Power Supply	Use the attached AC power cord to connect the switch to a socket.

Dimension



See Far, Go Further



www.hikvision.com
support@hikvision.com

