

DS-9664NXI-I8/VPro AcuSeek NVR



- H.265+/H.265/H.264+/H.264 video formats
- Intelligent analytics based on Guanlan Large-Scale AI Models
- Up to 64-ch AcuSeek and AcuSearch function
- Up to 8-ch facial recognition for face picture
- Up to 64-ch IP camera inputs
- Up to 32-ch 1080p decoding capability

▪ Function

Compression and Recording

- H.265+ compression effectively reduces the storage space by up to 75%
- Full channel IP cameras connection
- Compatible to third-party network cameras

HD Video Output

- Provide independent HDMI and VGA outputs
- HDMI video output at up to 4K resolution

Storage and Playback

- Up to 8 SATA interfaces for HDD connection
- 16-ch synchronous playback

Smart & POS Function

- Support multiple VCA (Video Content Analytics) events
- Integrates SmartSearch, AcuSearch, and AcuSeek functions for optimized playback efficiency
- POS triggered recording and alarm, POS information overlay on live view and playback

Network & Ethernet Access

- 2 self-adaptive 10/100/1000 Mbps Ethernet interfaces
- Hik-Connect & DDNS (Dynamic Domain Name System) for easy network management

▪ Specification

Intelligent Analytics	
AI by NVR	Facial recognition
AI by NVR and Camera	Facial recognition, perimeter protection, video structuralization, AcuSearch, motion detection 2.0, ANPR, people counting, AcuSeek
Engine	2 engines. 1 is for face picture and AcuSearch. 1 is for AcuSeek
Facial Recognition	
Face Picture Library	Up to 16 face picture libraries, with up to 50,000 face pictures in total (each picture ≤ 4 MB, total capacity ≤ 1 GB)
Face Picture Comparison	8-ch
Facial Detection and Analytics	Face picture comparison, human face capture, face picture search
Facial Detection and Analytics Performance	4-ch human face capture (HD network camera, 4-ch 2MP, 2-ch 4MP, 1-ch 8MP, H.264/H.265)
AcuSearch	
Performance	If the cameras support Hikvision AcuSense Technology and have enabled AcuSearch function, the NVR supports AcuSearch in all channels, capable of modeling 300,000 targets/day.
AcuSeek	
Performance	If the cameras support Hikvision AcuSense Technology and have enabled AcuSearch function, the NVR supports AcuSeek in all channels, capable of modeling 300,000 targets/day.
Search Language	English
ANPR	
By Camera	All channels
Vehicle Attributes	Plate number, license plate color, license plate type
Plate Attributes	Vehicle brand, vehicle color, vehicle type
Video and Audio	
IP Video Input	64-ch
Incoming Bandwidth	384 Mbps
Outgoing Bandwidth	256 Mbps
Video Output Mode	HDMI1/VGA1 simultaneous output, HDMI2/VGA2 simultaneous output
CVBS Output	NA
Audio Output	2-ch, RCA (Linear, 1 KΩ)
Two-Way Audio	1-ch, RCA (2.0 Vp-p, 1 KΩ)
HDMI 1 Output	4K (3840×2160) /30Hz , 2K (2560×1440) /60Hz , 1080P (1920×1080) /60Hz , 720P (1280×720) /60Hz
HDMI 2 Output	1080P (1920×1080) /60Hz , 720P (1280×720) /60Hz
VGA 1 Output	1080P (1920×1080) /60Hz , 720P (1280×720) /60Hz
VGA 2 Output	1080P (1920×1080) /60Hz , 720P (1280×720) /60Hz
Decoding	
Decoding Format	H.265+, H.265, H.264+, H.264

Recording Resolution	32 MP/24 MP/12 MP/8 MP/6 MP/5 MP/4 MP/3 MP/1080p/UXGA/720p/VGA/4CIF/DCIF/2CIF/CIF/QCIF *: The NVR supports up to 4-ch 32 MP/24 MP IP video inputs.
Synchronous playback	16-ch
Live View Window Division	1/2/4/6/8/9/16/25/36/64
Aux Port Window Division	1/2/4/6/8/9/16/25/36
Decoding Capability	Enable AI by NVR: 20-ch@1080p (30 fps) Disable AI by NVR: 32-ch@1080p (30 fps)
Audio Compression	G.711ulaw/G.711alaw/G.722/G.726/AAC/MP2L2/PCM
Dual-Stream Recording	Support
Stream Type	Video, Video & Audio
Network	
Network Interface	2, RJ-45 10/100/1000 Mbps self-adaptive Ethernet interface
Remote Connection	128
Network Protocol	TCP/IP, DHCP, IPv4, IPv6, DNS, DDNS, NTP, RTSP, SADP, SMTP, SNMP, NFS, iSCSI, ISUP, UPnP™, HTTP, HTTPS, ONVIF, OTAP
API	ONVIF (profileS/G); SDK; ISAPI
Compatible Browser	IE11, Chrome V57, Firefox V52, Safari V12, Edge V89, or above version
RAID	
RAID Type	RAID0, RAID1, RAID5, RAID6, RAID10
Auxiliary Interface	
Serial Interface	1 RS-232, 1 RS-485 (full-duplex)
SATA	8 SATA interfaces
Capacity	Up to 20 TB capacity for each disk
eSATA	1 eSATA interface
Alarm In/Out	16/9
USB Interface	Front panel: 2× USB 2.0; Rear panel: 2 × USB 3.0
Ctrl 12V	Controllable 12 VDC, 1 A power output for external alarm device; The power will be turned on when the alarm output is triggered. *: The Ctrl 12V power is controlled by alarm output 9.
DC 12V	12 VDC, 1 A power output
General	
GUI Language	English, Russian, Bulgarian, Hungarian, Greek, German, Italian, Czech, Slovak, French, Polish, Dutch, Portuguese, Spanish, Romanian, Turkish, Japanese, Danish, Swedish, Norwegian, Finnish, Korean, Traditional Chinese, Thai, Estonian, Vietnamese, Croatian, Slovenian, Serbian, Latvian, Lithuanian, Uzbek, Kazakh, Arabic, Ukrainian, Kyrgyz, Brazilian Portuguese, Indonesian, Hebrew
Power Supply	100 to 240 VAC, 50 to 60 Hz
Consumption	≤ 50 W (without HDD)
Working Temperature	-10 °C to 55 °C (14 °F to 131 °F)
Working Humidity	10% to 90%
Chassis	2U chassis
Dimension (W × D × H)	442 x 462 x 88 mm (17.4" x 18.17" x 3.46")
Weight	≤7.1 kg (without HDD, 15.65 lb.)
Certification	
Obtained Certification	CE, CB, REACH, WEEE, UKCA, RCM, IC, LOA, KC

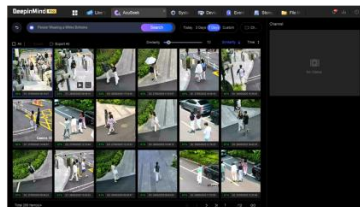
CE

EN 55032, EN 61000-3-2, EN 61000-3-3, EN 55035, EN 50130-4

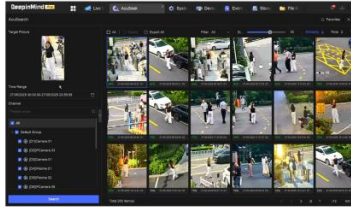
▪ Typical Application

Typical Application

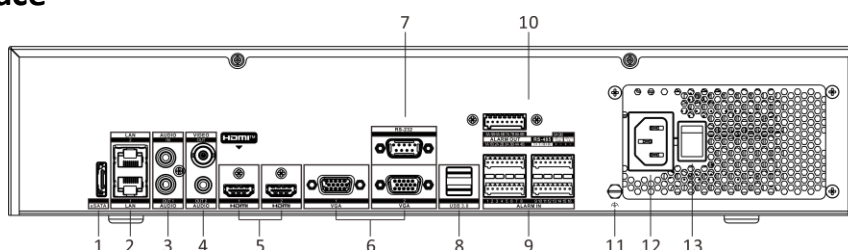
① Using the AcuSeek function, users can input target characteristic descriptions to search for corresponding targets. Then system will return search results matching the description.



② Once the target is identified, use the AcuSearch function to retrieve all capture of the target across all channels and trace historical events.



▪ Physical Interface



No.	Description	No.	Description
1	eSATA interface	8	USB 3.0 interface
2	LAN1/LAN2 interface	9	ALARM IN
3	AUDIO IN/OUT	10	ALARM OUT, RS-485, Ctrl 12 V and DC 12 V
4	AUDIO/VIDEO OUT	11	GND
5	HDMI1/HDMI2 interface	12	100 to 240 VAC power supply
6	VGA1/VGA2 Interface	13	Power switch
7	RS-232 interface		


▪ Available Model

DS-9664NXI-I8/VPro(废弃)

DS-9664NXI-I8/VPro(STD)

DS-9664NXI-I8/VPro(NEU)

▪ Dimension



See Far, Go Further



www.hikvision.com
support@hikvision.com

