

Network Video Recorder

Version: V5.04.080 build251226

Release Note

Reason of Upgrade

Add new features, fix known defects, and optimize product performance.

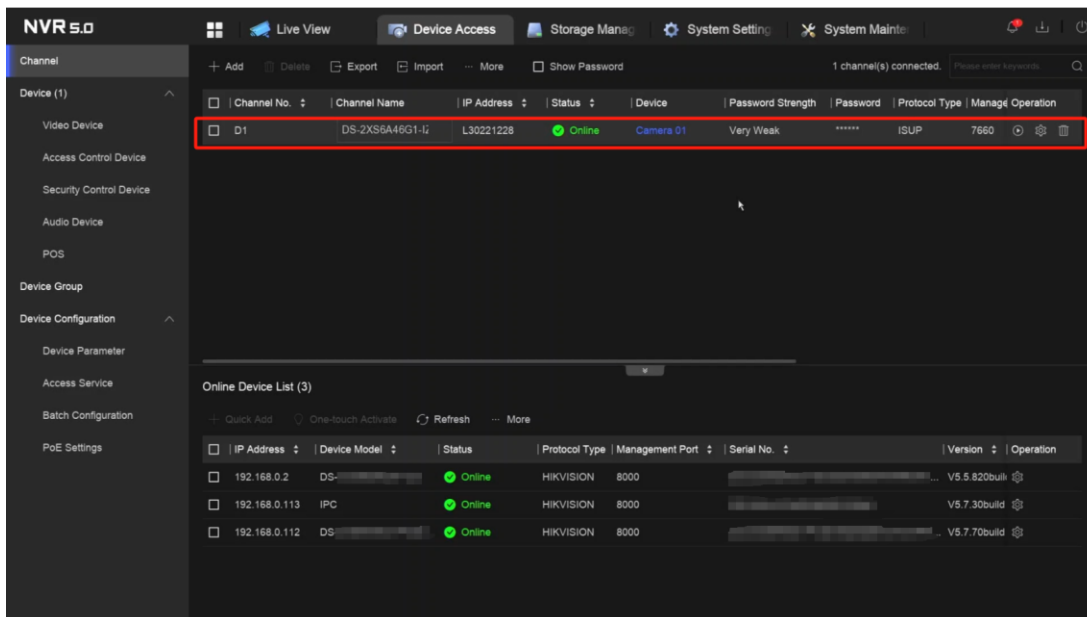
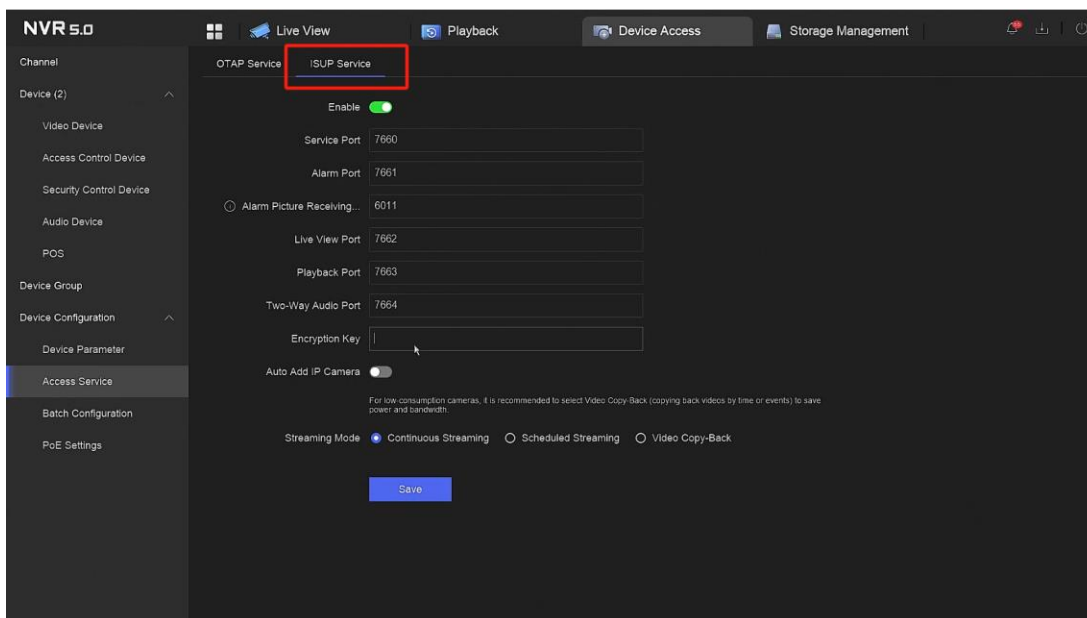
New Features

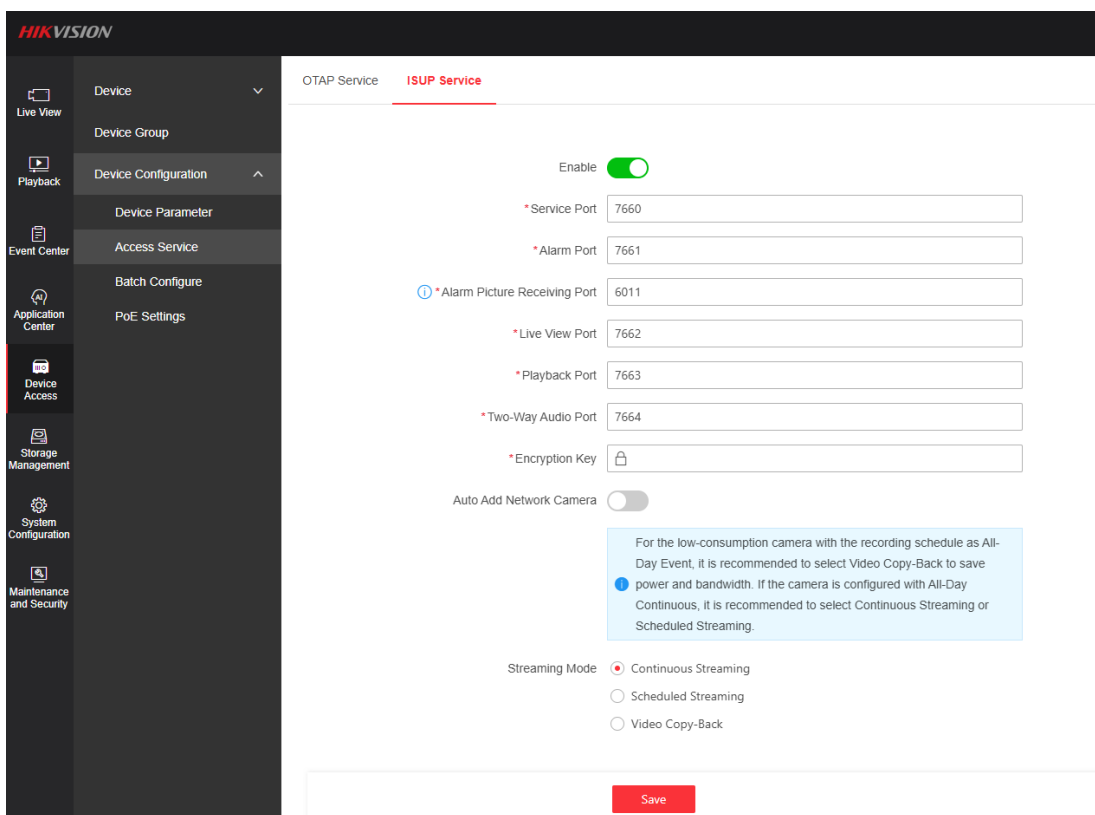
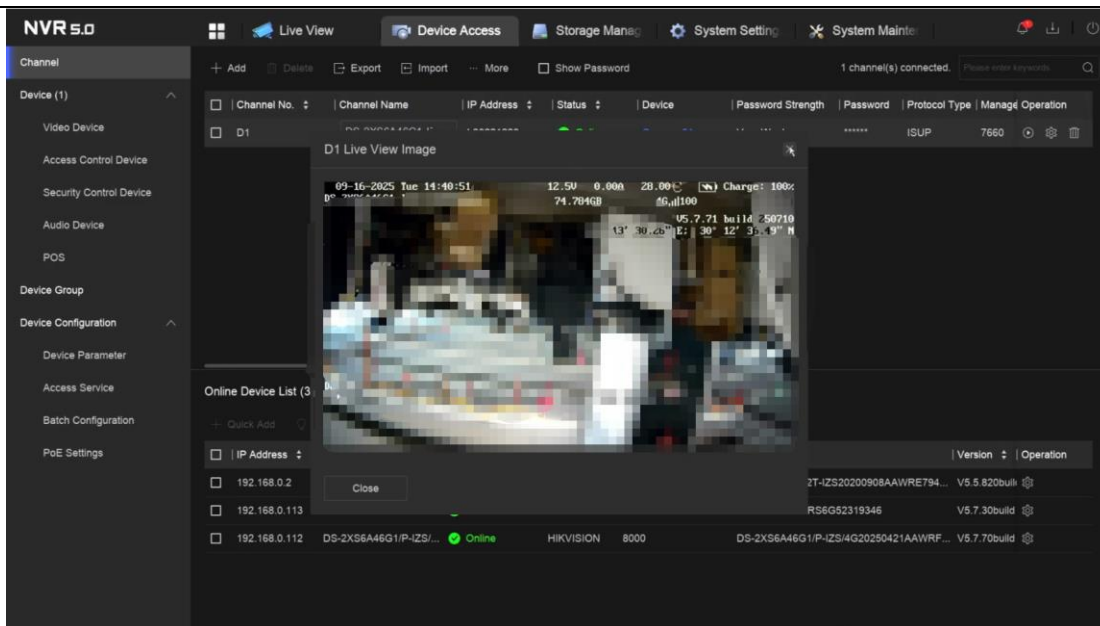
1. Support to add Hikvision solar IP camera via ISUP5.0 protocol;

It can support to do live view, video&audio parameter configuration, recording schedule, ANR, two-way audio, remote PTZ control, receive alarms, alarm linkage, FTP update, etc.

Note:

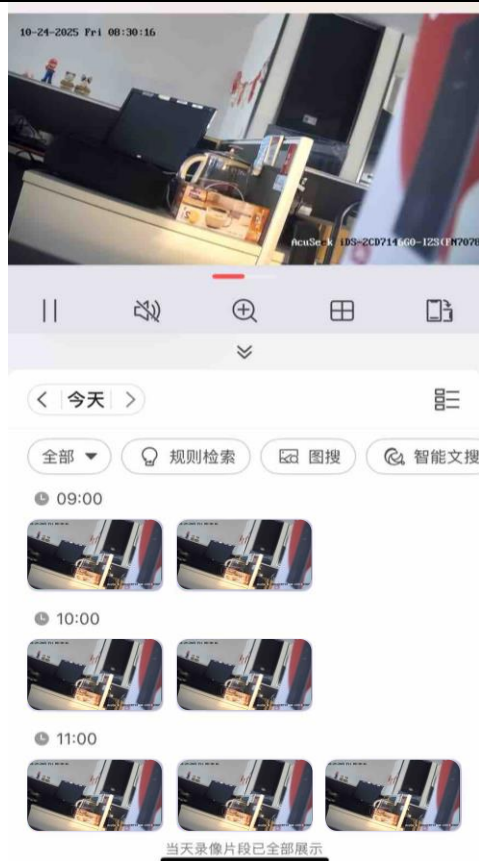
1. Not support to do time sync in every 5 minutes for solar camera





2. Support video cover on HC;

For each video file, it is possible to retrieve a thumbnail of the file as a cover, which will be displayed in the Hik-Connect's search results.



3. Support Co-branding from Hik-Partner Pro;

Supports modifying the NVR boot logo and the logo on no-video channel's live view screen.



4. Support FTP storage;

a. Support upload video or capture onto FTP;

- b. Support the event (including Intrusion, Line Crossing, Temperature Measurement, Alarm Input, ANPR) linkage to upload to FTP.

HIKVISION

Search

Live View

Playback

Event Center

Application Center

Device Access

Storage Management

System Configuration

Maintenance and Security

FTP

Email

Audio Management

IP Speaker

Alarm Output

Flashing Alarm Light Output

Audio Alarm Output

Security Control Panel

FTP ☐

FTP Please select.

*Server IP Address

*Port 21

*User Name

*Password

Directory Structure Save in Root Directory

File Content Video and Capture

Number of Captured Pictures Capture

Recording Duration Video

Video and Capture

Save

Channel [D1] IPDome

Sub Event Line Crossing ... **Intrusion Dete...** Region Entran... Region Exiting...

Rule Configuration Arming Schedule Linkage Method

Notify Surveillance Center ☐

Alarm Pop-Up Window ☐

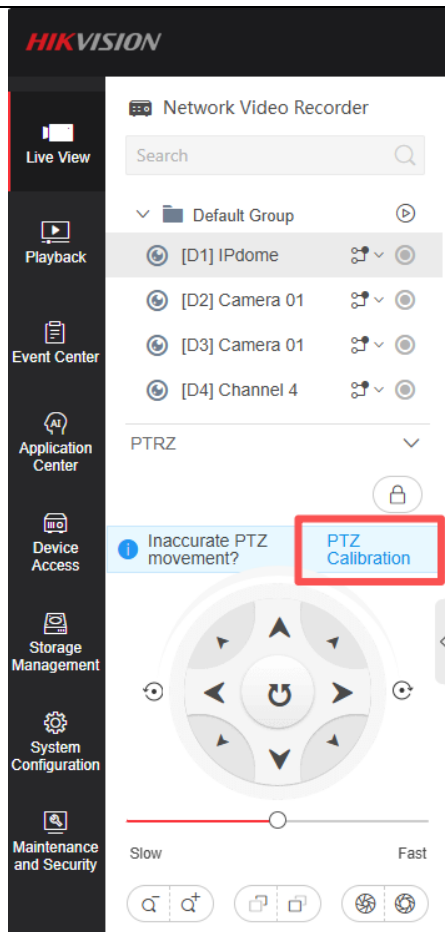
Buzzer ☐

Send Email ☐ [Email Configuration](#)

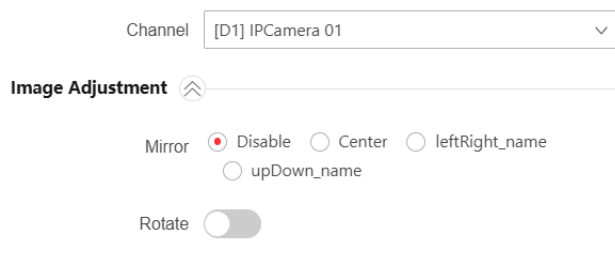
Voice Prompt ☐

Upload to FTP ☐ [FTP Configuration](#)

5. Support PTZ calibration;



6. Support configure Mirror & Rotate;



7. Optimize the configuration of supplement light and exposure settings for IP camera;

- a. Optimize the configuration of supplement light settings, switch light mode, control light brightness;
- b. Optimize the configuration of exposure settings, switch exposure mode, control exposure time, set gain and shutter values.

Video Device

Display Settings

OSD Configuration

Video Parameter

Event Stream

Display Info. on Stream

Channel

[D2] Camera 01

Image Adjustment

Exposure Settings

Day/Night Switch

Supplement Light

Smart Supplement Light

On

Supplement Light Mode

White Supplement Light

Light Brightness Control

Auto

White Light

50

Backlight

Image Enhancement

Restore Default

Refresh

Video Device

Display Settings

OSD Configuration

Video Parameter

Event Stream

Display Info. on Stream

Channel

[D1] IPdome

Image Adjustment

Exposure Settings

Exposure Mode

Auto

Max. Iris Limit

100

Min. Iris Limit

0

Exposure Time Range

1/30000

-

1/25

Iris

f1.6

Exposure Time

1/25

Limit Gain

100

Slow Shutter

Off

- Support to configure alarm linkage to different channels' supplement light for multi-channel cameras;

Generic Event Target Event **Perimeter Protection** Abnormal Behavior Event Thermal Imaging Event AIOP Event Alarm Input Audio Event

Rule Configuration Arming Schedule Linkage Method

Notify Surveillance Center ☐

Alarm Pop-Up Window ☐

Buzzer ☐

Send Email ☐ [Email Configuration](#)

Voice Prompt ☐

Upload to FTP ☐ [FTP Configuration](#)

PTZ [D1] IPdome Unlinked Please select.

Other Linkages

| Record | Alarm Output | Audio and Light Alarm Linkage |
|--|---|---|
| <input checked="" type="checkbox"/> Select All | <input type="checkbox"/> Select All | <input type="checkbox"/> Select All |
| <input type="checkbox"/> [D1] IPdome | <input type="checkbox"/> Local->1 | <input type="checkbox"/> [D11]Camera 01->Light |
| <input type="checkbox"/> [D2] Camera 01 | <input checked="" type="checkbox"/> [D1]IPdome | <input type="checkbox"/> [D11]Camera 01->Au... |
| <input type="checkbox"/> [D3] Camera 01 | <input type="checkbox"/> [D1]IPdome->1 | <input type="checkbox"/> [D12]Camera 02->Light |
| <input type="checkbox"/> [D4] Channel 4 | <input checked="" type="checkbox"/> [D2]Camera 01 | <input type="checkbox"/> [Speaker1]Network S... |
| <input type="checkbox"/> [D5] 7146cam12 | <input type="checkbox"/> [D2]Camera 01->1 | |
| <input type="checkbox"/> [D6] IPCamera 06 | <input checked="" type="checkbox"/> [D3]Camera 01 | |

9. Support to do alarm linkage with IP speaker for alarm input event;

HIKVISION

Generic Event Target Event Perimeter Protection Abnormal Behavior Event Thermal Imaging Event AIOP Event **Alarm Input** Audio Event

Event Configuration

| Alarm Input No. | Alarm Name | Alarm Type | Enable Alarm Input Ha... | IP Address |
|-----------------|------------|------------|--------------------------|------------|
| Local-1 | -- | NO | No | Local |
| Local-2 | -- | NO | No | Local |
| Local-3 | -- | NO | No | Local |
| Local-4 | -- | NO | No | Local |
| SOFT-1 | -- | -- | No | -- |
| SOFT-2 | -- | -- | No | -- |
| SOFT-3 | -- | -- | No | -- |
| SOFT-4 | -- | -- | No | -- |
| SOFT-5 | -- | -- | No | -- |
| SOFT-6 | -- | -- | No | -- |
| SOFT-7 | -- | -- | No | -- |
| SOFT-8 | -- | -- | No | -- |
| SOFT-9 | -- | -- | No | -- |
| SOFT-10 | -- | -- | No | -- |
| SOFT-11 | -- | -- | No | -- |
| SOFT-12 | -- | -- | No | -- |
| SOFT-13 | -- | -- | No | -- |
| SOFT-14 | -- | -- | No | -- |
| SOFT-15 | -- | -- | No | -- |
| SOFT-16 | -- | -- | No | -- |
| SOFT-17 | -- | -- | No | -- |
| SOFT-18 | -- | -- | No | -- |

Edit Alarm Input

Linkage Method

Notify Surveillance Center ☐

Alarm Pop-Up Window ☐

Buzzer ☐

Send Email ☐ [Email Configuration](#)

Upload to FTP ☐ [FTP Configuration](#)

PTZ [D1] IPdome Unlinked Please select.

Other Linkages

| Record | Alarm Output | Audio and Light Alarm Linkage |
|---|---|---|
| <input type="checkbox"/> Select All | <input type="checkbox"/> Select All | <input type="checkbox"/> Select All |
| <input type="checkbox"/> [D1] IPdome | <input type="checkbox"/> Local->1 | <input type="checkbox"/> [D11]Camera 01->Light |
| <input type="checkbox"/> [D2] Camera 01 | <input checked="" type="checkbox"/> [D1]IPdome | <input type="checkbox"/> [D11]Camera 01->Au... |
| <input type="checkbox"/> [D3] Camera 01 | <input type="checkbox"/> [D1]IPdome->1 | <input type="checkbox"/> [D12]Camera 02->Light |
| <input type="checkbox"/> [D4] Channel 4 | <input checked="" type="checkbox"/> [D2]Camera 01 | <input type="checkbox"/> [Speaker1]Network S... |
| <input type="checkbox"/> [D5] 7146cam12 | <input type="checkbox"/> [D2]Camera 01->1 | |
| <input type="checkbox"/> [D6] IPCamera 06 | <input checked="" type="checkbox"/> [D3]Camera 01 | |

10. Optimize the compatibility with thermal cameras;

- Support temperature measurement alarm and temperature measurement pre-alarm;
- Support to do alarm linkage with IP speaker for perimeter protection event. --- only on web

Channel [D8] Camera 02

Temperature Measurement Alarm

Select Sub Event Perimeter Protec... Temperature Diff... **Temperature Me...** Temperature Me... Temperature Measurement Pre-Alarm

Arming Schedule **Linkage Method** **Overlay and Capture**

[Go to Camera Remote Configuration](#)

Arming Schedule Draw Erase

| | 00 | 02 | 04 | 06 | 08 | 10 | 12 | 14 | 16 | 18 | 20 | 22 | 24 |
|-----|----|----|----|----|----|----|----|----|----|----|----|----|----|
| Mon | | | | | | | | | | | | | |
| Tue | | | | | | | | | | | | | |
| Wed | | | | | | | | | | | | | |
| Thu | | | | | | | | | | | | | |
| Fri | | | | | | | | | | | | | |
| Sat | | | | | | | | | | | | | |
| Sun | | | | | | | | | | | | | |

Save

HIKVISION

Generic Event Target Event Perimeter Protection Abnormal Behavior Event **Thermal Imaging Event** AIOP Event Alarm Input Audio Event Access Control Event Other Events

Select Sub Event **Perimeter Protec...** Temperature Diff... Temperature Me... Temperature Me...

Rule **Arming Schedule** **Alarm Linkage** **Shielded Area** **Overlay and Capture**

Current Rule **Rule1** Rule2 Rule3 Rule4

Linkage Method

Notify Surveillance Center ☐

Alarm Pop-Up Window ☐

Buzzer ☐

Send Email ☐ [Email Configuration](#)

PTZ [D1] IPdome Unlinked Please select.

Other Linkages

| Record | Alarm Output | Audio and Light Alarm Linkage |
|--|---|--|
| <input checked="" type="checkbox"/> Select All | <input type="checkbox"/> Select All | <input type="checkbox"/> Select All |
| <input type="checkbox"/> [D1] IPdome | <input type="checkbox"/> Local->1 | <input type="checkbox"/> [D2]Camera 01->Audio |
| <input type="checkbox"/> [D2] Camera 01 | <input type="checkbox"/> [D1]IPdome->1 | <input type="checkbox"/> [D3]Camera 01->Audio |
| <input type="checkbox"/> [D3] Camera 01 | <input type="checkbox"/> [D2]Camera 01 | <input checked="" type="checkbox"/> [Speaker1]Network S... |
| <input type="checkbox"/> [D4] Channel 4 | <input type="checkbox"/> [D2]Camera 01->1 | <input type="text" value="None"/> |
| <input type="checkbox"/> [D6] 7146cam12 | <input type="checkbox"/> [D3]Camera 01 | |
| <input type="checkbox"/> [D6] IPCamera 06 | | |

Save

Modified functions

NA

Customer Impact and Recommended Action

This new firmware upgrade is to improve product performance, and will take effect automatically after upgrading from previous versions. We'd like to inform you the above changes. Also, we are sorry for any possible inconvenience of use-habit changes caused by this action.

For questions or concerns, please contact our local technical support.

Note:

- Hikvision has all rights to alter, modify and cancel this notice.
- Hikvision doesn't give any guarantee for old models' stock.
- Hikvision is not liable for any typing or printing errors.
- For special model's change details, please contact our local technical support team.