

DS-K6B961TX Prime Pass Swing Barriers



- 6.95-inch display screen and built-in face recognition module.
- Supports PC & Mobile web configuration and self-diagnosis for maintenance.
- AP mode for mobile phones (Android) to access more easily by a simple touch via NFC tag.
- Fire linkage: When the fire signal is triggered, the barrier will be open automatically for emergency evacuation.
- Direct-drive servo motor provide a longer lifespan and more silence experience.
- Colorful light strips bring better interaction and passing experience.

▪ Specification

System	
Motor	Direct-Drive servo motor
MCBF	≥ 30 million times
Brake	Support
Door open duration	5 to 60 sec
dToF sensor	× 24
Display	
Screen size	6.95-inch
Operation method	Display screen
Type	IPS screen
Resolution	600 × 1024
Video	
Lens	Dual lens
Video compression standard	H.264
Resolution	2 MP
FOV	Horizontal: 59° Vertical: 108°
WDR	Support
Video standard	PAL by default, support NTSC
Focal length	2.8mm
Aperture	F1.6
Audio	
Audio compression standard	G.711U
Audio compression bitrate	16 Kbps
Audio output	Support
Volume adjustment	Support
Power output	5.5W
Network	
Wired network	Support, 10M/100M
Wi-Fi	For AP mode only
Interface	
Network interface	2
Lock control	NA
Exit button	Main: 1 Sub: 1
Alarm output	4
TAMPER	2
RS-485	Main: 1 Sub: 1
RS-232	Main: 1 Sub: 1
Wiegand	Main: 1 Sub: 1
USB	Main: 1 Sub: 1

Fire alarm input	1
Case input	2
Hardware	
Access controller	Support
Supercapacitor	Support
Network switch	Not supplied
Capacity	
Face capacity	100,000
Card capacity	500,000
Event capacity	1000,000
Authentication	
Face recognition distance	0 m to 2 m
Face recognition accuracy rate	> 99%
Face recognition duration	< 200 ms
Card	EM card or M1 card or Desfire card (actual corresponding card type refer to product model name)
Card reading frequency	13.56 MHz or 125 KHz
Card reading distance	3cm
Card reading duration	< 1s
Function	
Configuration via PC Web	Support
Configuration via mobile Web	Support
Hik-Connect	Support
Multi-factor authentication	Support
Face anti-spoofing	Support
Face mask recognition	Support
Built-in face recognition	Support
Communication protocol	ISAPI
General	
Lane width	550 mm to 1100 mm (21.7" to 43.3")
Barrier material	10 mm acrylic glass
Pedestal material	SUS304 stainless steel 2.0 mm
Indicator	Lane status indicator, authentication indicator and barrier light
Power consumption	Standby: 100 W Working: 220 W Peak: 380 W
Working temperature	-20 °C to 55 °C (4 °F to 131 °F)
Working humidity	10% to 95% (No condensing)
Protective level	IPX4
Dimensions	Without package: 1651 mm × 117 mm × 1020 mm (65.0" × 4.6" × 40.2") With package: 1905 mm × 550 mm × 1330 mm (75.0" × 27.1" × 52.4")

Weight	<p>Net:</p> <p>Left: 104 kg (229.3 lb)</p> <p>Middle: 133 kg (293.2 lb)</p> <p>Right: 104 kg(229.3 lb)</p> <p>Gross:</p> <p>Left: 162 kg (357.2 lb)</p> <p>Middle: 191 kg (421.1 lb)</p> <p>Right: 162 kg (357.2 lb)</p>
Power supply method	Middle:100-120V~/200-240V~,50Hz/60Hz,1.6A; Side: 100-240V~,50Hz/60Hz,0.8A
Language	English, Japanese, Thai, Indonesian, Russian, Spain (European), Spain (Latin America), Portugal (Brazil), Arabic, Kazakh, Uzbek, Ukraine
Interconnecting cable length	5.5m

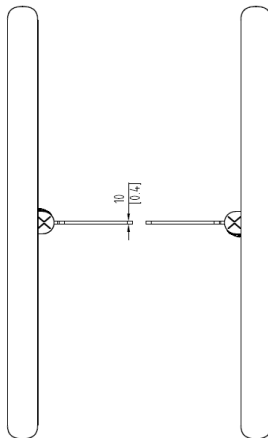
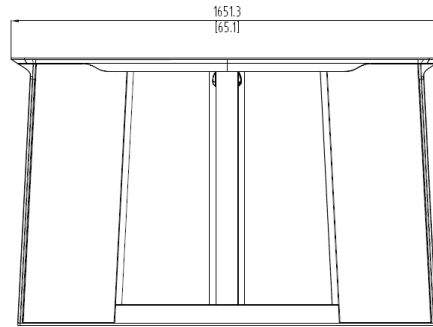
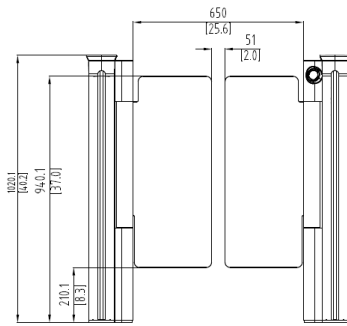
▪ Note

The main element of the turnstile is stainless steel, which is rust less (antioxidant) and corrosion resistant (The anti-corrosion ability in the medium of acid, alkali, and salt). In order to keep the stainless steel from being oxidized or corroded, you should clean and care the turnstile surface periodically.

The instructions and tips for maintaining the turnstile are as follows:

1. Select different stainless steel types according to the variety of the environments. You can select 304 stainless steel for common circumstances and 316 stainless steel for the scenarios of seaside and chemical plants.
2. Keep the device surface clean and dry.
3. Use non-woven cloth and ethyl alcohol to clean the dirt on the device surface.
4. Use sourcing pad (do not use mesh cleaning ball) to clean the rust on the device surface by following the wire drawing on the stainless steel. And then use non-woven cloth and stainless steel cleaner to wipe the device surface.
5. Clean and maintain the device by using non-woven cloth and stainless steel cleaner periodically. It is suggested to clean the device every month in common circumstances and every week for severe environments (seaside and chemical plants for instance).






▪ Dimension



Unit: mm[inch]

▪ **Accessory**

▪ **Optional**

DS-K7R06-868	DS-K7R06-433	DS-K7R83X	DS-KSM01/B961	DS-K7B01
				

See Far, Go Further



www.hikvision.com
support@hikvision.com

