

DS-TMG120 (anpr)
Ground fixing plate for ANPR camera



- Ensures precise positioning and structural stability by embedding directly into the foundation during concrete pouring.
- Features standardized modular interfaces for quick, easy installation and improved construction efficiency.

▪ Specification

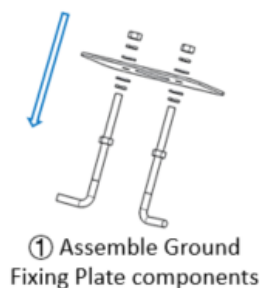
General	
Material	Installation Sheet: Galvanized Sheet and Spraying Plastic Screws and Nuts: 304 Stainless Steel
Dimensions	220 × 200 × 160 mm (8.66 × 7.87 × 6.30 inch)
Weight	1.4 kg (3.09 lb.)
Dimensions (with Package)	282 × 170 × 65 mm (11.10 × 6.69 × 2.56 inch)
Weight (with Package)	1.5 kg (3.30 lb.)

▪ Available Model

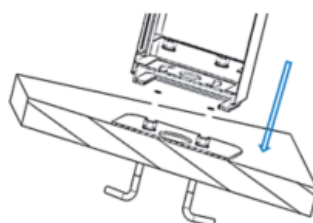
DS-TMG120(anpr)

▪ Dimension

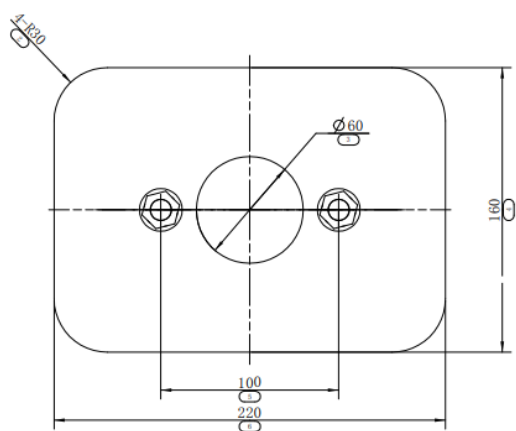
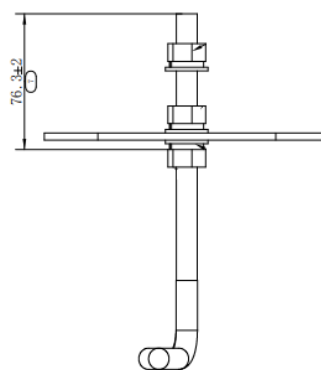
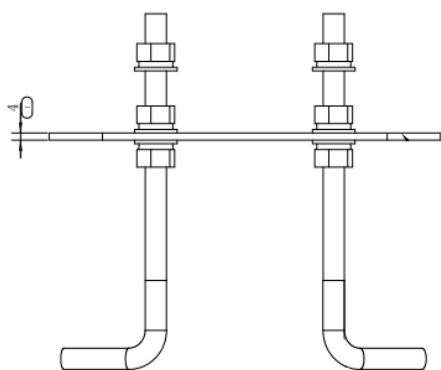
How to Install Ground Fixing Plate for ANPR Camera



- ② The Ground Fixing Plate is pre-embedded into the foundation, with a recommended embedding depth of $\leq 15\text{mm}$. Excessive depth may result in insufficient bolt length



- ③ Install and secure the Ground Fixing Plate



▪ Accessory



DS-TMC403-EL

See Far, Go Further



www.hikvision.com
support@hikvision.com

