

DS-K6BC402TX Smart Value Swing Gates



- Built-in facerecognition module & access board.
- Built-in dToF sensors detect the pedestrian and other object for protection.
- Supports PC & Mobile web configuration and self-diagnosis for maintenance.
- AP mode function for mobile phones (Android) to access more easily by a simple touch via NFC tag.
- Firelinkage: When the fire signal is triggered, the barrier will be open automatically for emergency evacuation.
- Brushless motor provide a longer lifespan and silence experience.
- Flexible lane widths adapt to various scenarios.

▪ Specification

System	
Motor	Brushless Motor
MCBF	≥ 5 million times
Brake	Not support
dToF sensor	2 arrays of sensors
Video	
Lens	Dual lens
Video compression standard	H.264
Resolution	2 MP
WDR	Support
Video standard	PAL by default, support NTSC
HOV	Horizontal: 75° Vertical: 139°
Audio	
Audio compression standard	G.711U
Audio compression bitrate	64 Kbps
Audio output	Support
Volume adjustment	Support
Power output	5.5W
Network	
Wired network	Support, 10M/100M
Wi-Fi	Support
Interface	
Network interface	1
Lock control	0
Exit button	2
Alarm output	4
RS-485	2
RS-232	2
Wiegand	2
USB	2
Fire alarm input	1
Case input	2
Hardware	
Access controller	Supplied
Supercapacitor	Supplied
Network switch	Not supplied
Capacity	
Face capacity	100,000
Card capacity	200,000
Event capacity	100,000
Person Capacity	100,000
Authentication	
Face recognition distance	0 m to 2 m

Face recognition accuracy rate	> 99%
Face recognition duration	< 200 ms
Card	EM card or M1 card or Desfire card formats (actual corresponding card type refer to product model names).
Card reading frequency	13.56 MHz or 125 KHz
Card reading distance	3cm
Card reading duration	< 1s
Function	
Configuration via PC Web	Support
Configuration via mobile Web	Support
Hik-Connect	Support
Multi-factor authentication	Support
Face anti-spoofing	Support
Built-in face recognition	Support
Communication protocol	TCP/IP,ISAPI,RTSP
Keyfob	Support, 433 MHz or 868 MHz, within 50 m
General	
Lane width	550 mm to 1400 mm (21.65" to 55.12")
Pedestal material	SUS304 stainless steel 1mm
Indicator	Lane status indicator, authentication indicator and barrier light
Power consumption	Standby: 55 W Working: 100 W Peak: 200 W
Working temperature	-15 °C to 65 °C (5 °F to 149 °F)
Working humidity	10% to 95% (No condensing)
Protective level	IPX4
Dimensions	Without package: 1054 mm × 200 mm × 200 mm (41.48" × 7.87" × 7.87") With package: 1160 mm × 290 mm × 300 mm (45.66" × 1.77" × 2.59")
Weight	Net: 15.5 kg (34.17 lb) Gross: 18 kg (39.68 lb)
Approval	CE/CB/RoHS/REACH/WEEE
Power supply method	Power supply: 100 to 240 VAC~, 50/60 Hz, 0.8A
Language	English, Japanese, Thai, Indonesian, Russian, Spain (European), Spain (Latin America), Portugal (Brazil), Arabic, Kazakh, Uzbek, Ukraine
Interconnecting cable length	5.5m
Door open duration	5 to 60 sec

▪ Note

The main element of the turnstile is stainless steel, which is rust less (antioxidant) and corrosion resistant (The anti-corrosion ability in the medium of acid, alkali, and salt). In order to keep the stainless steel from being oxidized or corroded, you should clean and care the turnstile surface periodically.

The instructions and tips for maintaining the turnstile are as follows:

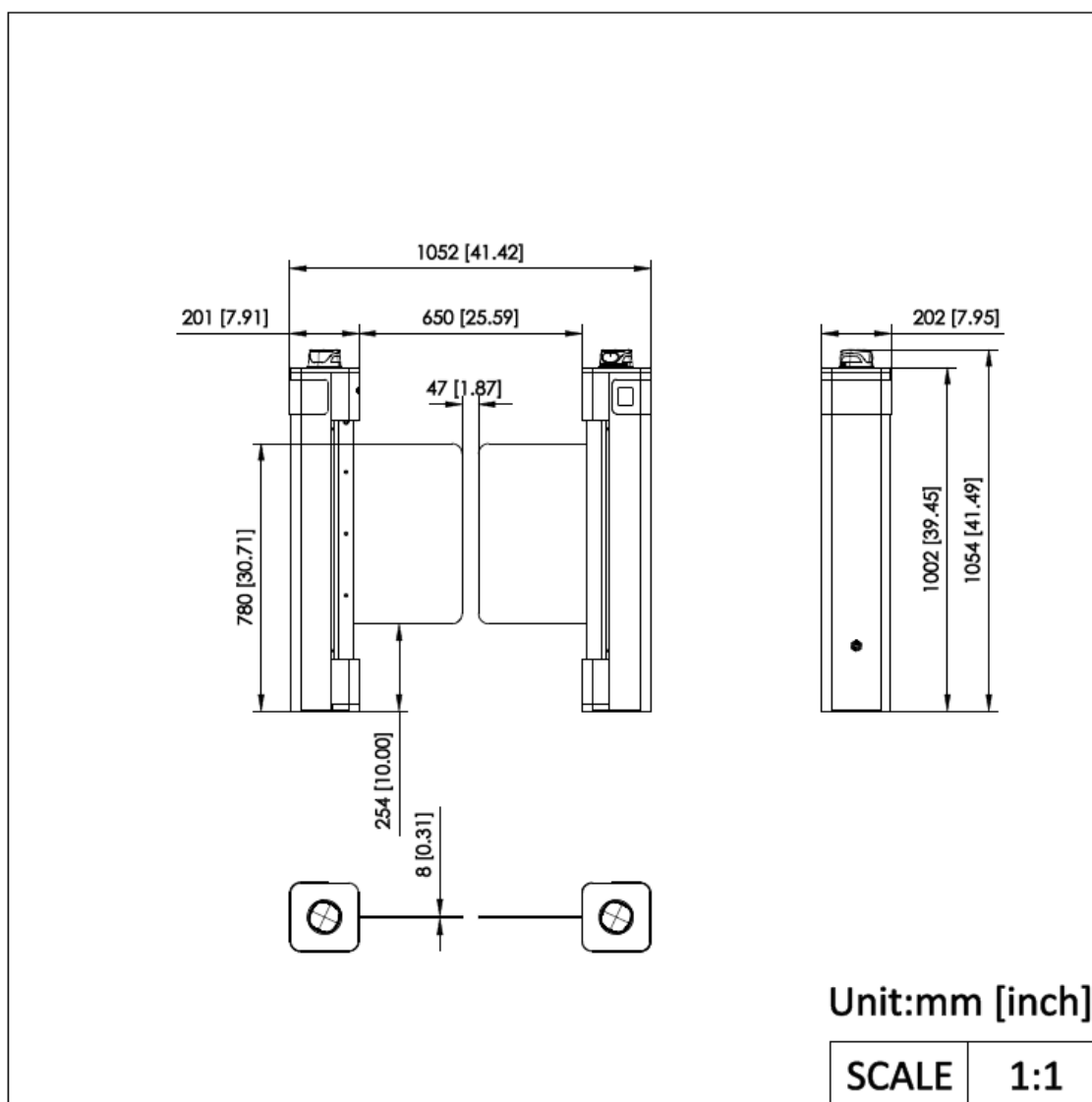
1. Select different stainless steel types according to the variety of the environments. You can select 304 stainless steel for common circumstances and 316 stainless steel for the scenarios of seaside and chemical plants.
2. Keep the device surface clean and dry.

3. Use non-woven cloth and ethyl alcohol to clean the dirt on the device surface.
4. Use sourcing pad (do not use mesh cleaning ball) to clean the rust on the device surface by following the wire drawing on the stainless steel. And then use non-woven cloth and stainless steel cleaner to wipe the device surface.
5. Clean and maintain the device by using non-woven cloth and stainless steel cleaner periodically. It is suggested to clean the device every month in common circumstances and every week for severe environments (seaside and chemical plants for instance).

▪ Available Model


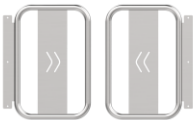


DS-K6BC402TX

▪ Dimension



▪ **Accessory**

▪ **Optional**

DS-KSD24-P	DS-KSD24-M	DS-KSM02/BC402	DS-KSD01-P/BC402
			

See Far, Go Further



www.hikvision.com
support@hikvision.com

