

DS-3E1106HP-EI 4 Port Fast Ethernet Smart PoE Switch



Smart managed switches are developed by Hikvision, featuring easy management and maintenance. You can easily deploy, monitor and expand your video security system anytime and anywhere with our software platforms. You can view the network topology, monitor the health of the network and receive device alarms in real time, which greatly reduces the cost of network operation and maintenance.

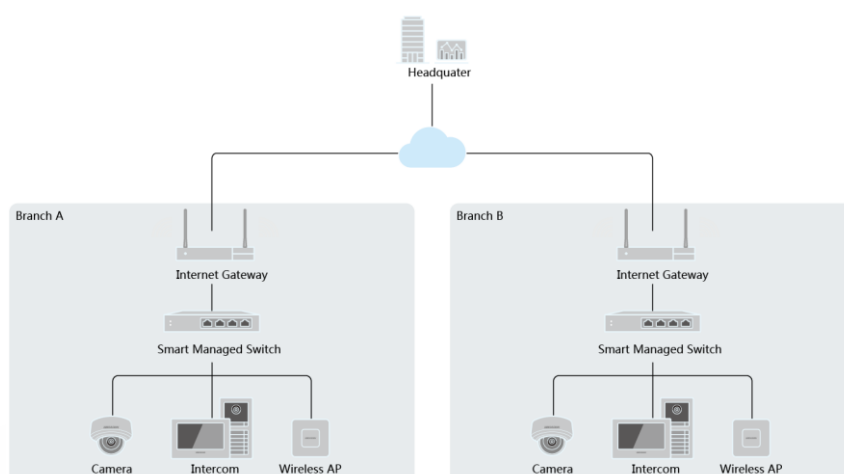
- 4 × 100 Mbps PoE RJ45 ports, 2 × 100 Mbps network RJ45 ports
- IEEE 802.3at/af/bt standard for PoE ports
- Network topology management, and alarm push
- 6 kV surge protection for PoE ports
- Up to 300 m long-range transmission
- AF/AT camera can reach up to 300 m in extend mode

▪ Specification

General	
Shell	Metal material, IP40
Net Weight	0.245 kg (0.54 lb)
Gross Weight	0.645 kg (1.42 lb)
Dimensions (W × H × D)	145.0 mm × 25.6 mm × 68.45 mm (5.7" × 1.0" × 2.69")
Operating Temperature	0 °C to 40 °C (32 °F to 104 °F)
Storage Temperature	-40 °C to 85 °C (-40 °F to 185 °F)
Operating Humidity	5% to 95% (no condensation)
Relative Humidity	5% to 95% (no condensation)
Power Supply	48 V DC, 1.35 A
Installation Mode	Desk-Mounted, Wall-Mounted
Max. Power Consumption	65 W
Power Consumption in Idle	2 W
Surge Protection	6 kV
Network Parameters	
Ports	4 × 10/100 Mbps PoE port, 2 × 10/100 Mbps RJ45 port
MAC Address Table	2 K
Switching Capacity	1.2 Gbps
Packet Forwarding Rate	0.90 Mpps
Internal Cache	768 Kbits
PoE Power Supply	
PoE Standard	IEEE 802.3af, IEEE 802.3at, IEEE 802.3bt
PoE Power Pin	8-pin power: 1/2(-), 3/6(+), 4/5(+), 7/8(-)
PoE Port	Hi-PoE: Port 1 PoE: Ports 2 to 4
Max. Port Power	Port 1: 60 W Ports 2 to 4: 30 W
PoE Power Budget	60 W
Software Function	
Long Range	Ports 1 to 4: up to 300 m. Long range performance may vary depend on camera model or cable condition.
VIP Port	Ports 1 to 2: data on VIP ports is preferentially forwarded when bandwidth resources are insufficient.
PoE Watchdog	Ports 1 to 4: auto detect and restart the cameras that do not respond.
HPP	Support one-click activation and remote management via Hik-Partner Pro. Functions supported: <ol style="list-style-type: none"> 1. Display the port rate. 2. Display the port bandwidth utilization rate. 3. Display the PoE power usage. 4. Display topology information. 5. Display the alarm status. 6. Restart ports and devices. 7. Enable port long-range mode. 8. Remotely upgrade the device.

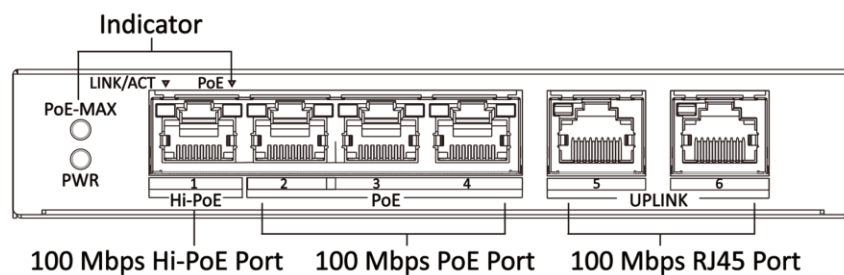
System Maintenance	<p>Support DHCP Client. Enabled by default for dynamic assignment of management IP addresses.</p> <p>Support Super IP, which is a fixed IP address (10.180.190.200) for direct access.</p> <p>Support management via Hik-Central Pro.</p> <p>Support remote management via Hik-Partner Pro.</p> <p>Support cable detection. Abnormal open circuits and short circuits as well as network cable length can be detected.</p> <p>Support 802.1ab LLDP for peer device discovery.</p> <p>Support SNMP v1/v2c for third-party management platform access.</p> <p>Support port mirroring for fault locating.</p>
Approval	
EMC	<p>FCC (47 CFR Part 15, Subpart B);</p> <p>CE-EMC (EN 55032: 2015, EN IEC 61000-3-2: 2019, EN 61000-3-3: 2013+A1: 2019, EN 50130-4: 2011 +A1: 2014, EN 55035: 2017);</p> <p>IC (ICES-003: Issue 6);</p> <p>RCM (AS/NZS CISPR 32: 2015)</p>
Safety	<p>UL (UL 60950-1);</p> <p>CB (IEC 60950-1:2005, AMD1:2009, AMD2:2013, IEC 62368-1: 2014 (Second Edition);</p> <p>CE-LVD (EN 60950-1: 2006 + A11: 2009 +A1: 2010+A12: 2011+A2: 2013, EN 62368-1: 2014+A11: 2017)</p>
Chemistry	<p>CE-RoHS (2011/65/EU);</p> <p>WEEE (2012/19/EU);</p> <p>Reach (Regulation (EC) No.1907/2006)</p>

▪ Typical Application




▪ Physical Interface

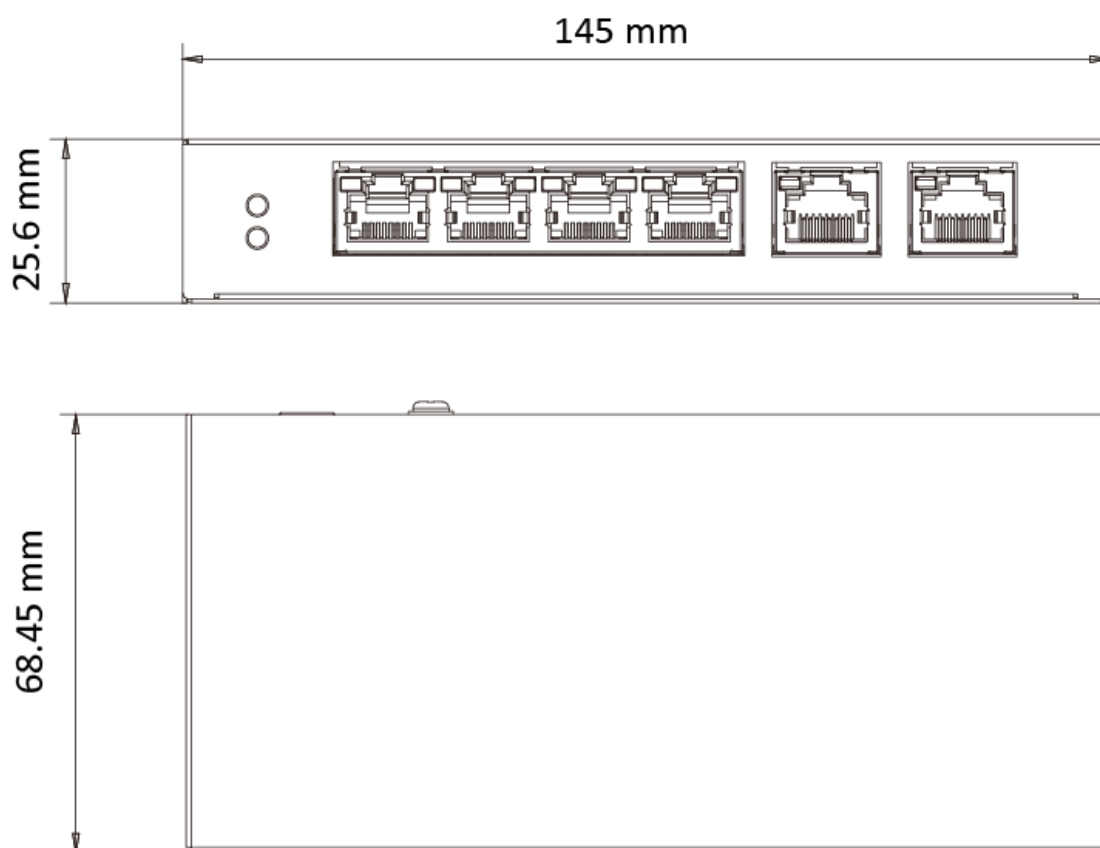
Front Panel



Rear Panel



▪ Dimension



See Far, Go Further



www.hikvision.com
support@hikvision.com

