

DS-3E1516-EI 16 Port Gigabit Smart Switch



Smart managed switches are developed by Hikvision, featuring easy management and maintenance. You can easily deploy, monitor and expand your surveillance system anytime and anywhere with our software platforms. You can view the network topology, monitor the health of the network and receive device alarms in real time, which greatly reduces the cost of network operation and maintenance.

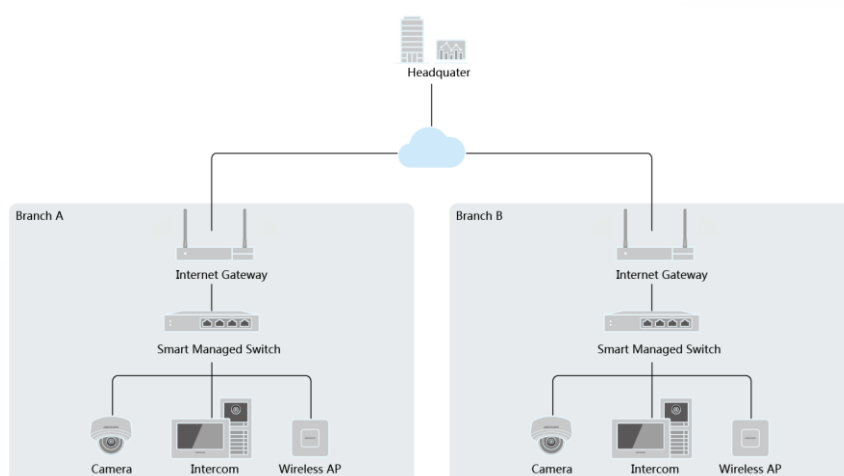
- 16 × Gigabit RJ45 port
- Support IEEE 802.3az
- Support STP/RSTP loop prevention with storm control
- Support cable detection to locate failure
- Support DHCP snooping
- Support 6 kV surge protection

▪ Specification

General	
Shell	Metal material
Net Weight	1.12 kg (2.47 lb)
Gross Weight	1.96 kg (4.32 lb)
Dimensions (W × H × D)	335.00 mm × 44.50 mm × 175.80 mm (13.19" × 1.75" × 6.92")
Operating Temperature	0 °C to 45 °C (0 °F to 113 °F)
Storage Temperature	-40 °C to 85 °C (-40 °F to 185 °F)
Operating Humidity	5% to 95% (no condensation)
Relative Humidity	5% to 95% (no condensation)
Power Supply	220 V AC, 50/60 Hz, Max. 0.3 A
Installation Mode	Rack (equipped with mounting ears)
Max. Power Consumption	12 W
Power Consumption in Idle	10 W
Surge Protection	6 kV
Network Parameters	
Ports	16 × Gigabit RJ45 port
MAC Address Table	8 K
Switching Capacity	56 Gbps
Packet Forwarding Rate	41.66 Mpps
Internal Cache	4.1 Mbits
Software Function	
Port Isolation	Ports 1 to 16: port isolation mode to improve network security Ports in an isolation group cannot communicate with each other, but they can communicate with ports outside the isolation group.
Link Aggregation	Link aggregation is used to aggregate multiple physical ports to form a logical port for load balancing, bandwidth expansion, and port protection. Support static link aggregation. Support 8 aggregation group(s).
QoS	QoS is used to allocate bandwidth to different services so as to provide end-to-end service quality assurance. Support port-based priority configuration. Support SP and WRR priority scheduling modes.
Loop Prevention	Loop prevention is used to prevent the switching network from forming loops, which will seriously affect network communication. Disabled by default. Support 802.1D STP. Support 802.1w RSTP.
VLAN	VLAN is used for network scale planning and network health improvement. Support 802.1Q. Configurable VLAN ID from 1-4094. Support Trunk, Access port mode. Support Max. 32 VLAN.

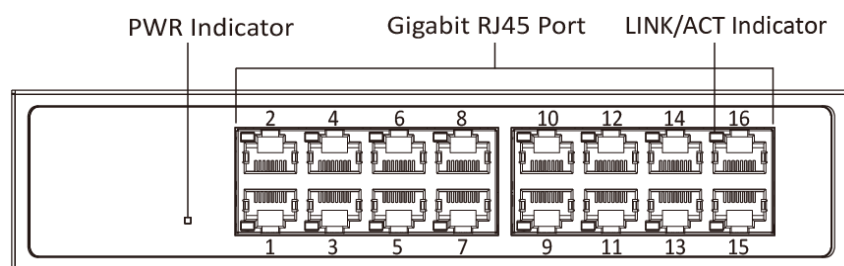
System Maintenance	<p>Support device management via web.</p> <p>Support DHCP Client. Enabled by default for dynamic assignment of management IP addresses.</p> <p>Support Super IP, which is a configurable IP address (default: 10.180.190.200) for direct access.</p> <p>Support management via Hik-Central Pro.</p> <p>Support remote management via Hik-Partner Pro.</p> <p>Support cable detection. Abnormal open circuits and short circuits as well as network cable length can be detected.</p> <p>Support 802.1ab LLDP for peer device discovery.</p> <p>Support port mirroring for fault locating.</p>
DHCP Snooping	<p>DHCP Snooping can prevent unauthorized connections to DHCP servers from disrupting the network and affecting normal network communication, and only allow DHCP packets from trusted ports to pass through. Disabled by default.</p>
HPP	<p>Support one-click activation and remote management via Hik-Partner Pro. Functions supported:</p> <ol style="list-style-type: none"> 1. Display the port rate. 2. Display the port bandwidth utilization rate. 3. Display topology information. 4. Display the alarm status. 5. Restart ports and devices. 6. Remotely upgrade the device.
Approval	
EMC	<p>CE-EMC (EN 55032: 2015+A11: 2020, EN IEC 61000-3-2: 2019, EN 61000-3-3: 2013+A1: 2019, EN 50130-4: 2011+A1: 2014, EN 55035: 2017+A11: 2020)</p>
Safety	<p>CB (AMD1:2009, AMD2:2013, IEC 62368-1: 2014 (Second Edition), CE-LVD (EN 62368-1: 2014+A11: 2017)</p>
Chemistry	<p>WEEE (2012/19/EU), Reach (Regulation (EC) No.1907/2006), CE-RoHS (2011/65/EU)</p>

▪ Typical Application



Physical Interface

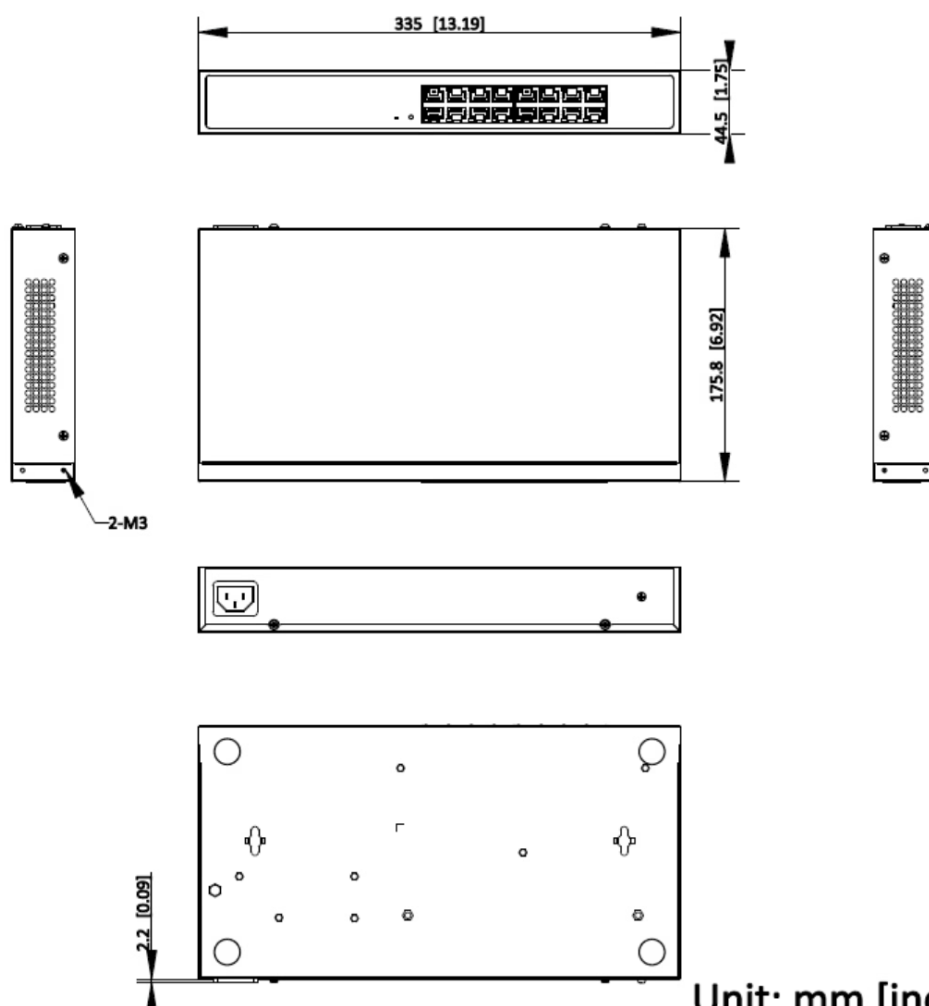
Front Panel



Rear Panel



Dimension



Unit: mm [inch]

SCALE

1:1

See Far, Go Further



www.hikvision.com
support@hikvision.com

